


(I)(a) Statement showing Shareholding Patterns

| Partly paid-up shares | No. of partly paid-up shares | As a % of total no. of partly paid-up shares | As a % of total no. of shares of the company |
|------------------------------------|------------------------------|--|--|
| Held by promoter / promoters group | -- | -- | -- |
| Held by public | -- | -- | -- |
| Total : = | -- | -- | -- |

| Outstanding convertible securities | No. of outstanding securities | As a % of total no. of outstanding convertible secu. | As a % of total no. of shares of the company, assuming full conversion of the conv. secu. |
|------------------------------------|-------------------------------|--|---|
| Held by promoter / promoters group | -- | -- | -- |
| Held by public | -- | -- | -- |
| Total : = | -- | -- | -- |

| Warrants | No. of warrants | As a % of total no. of Warrants | As a % of total no. of shares of the company, assuming full conversion of Warrants |
|------------------------------------|-----------------|---------------------------------|--|
| Held by promoter / promoters group | -- | -- | -- |
| Held by public | -- | -- | -- |
| Total : = | -- | -- | -- |

Total paid-up capital of the company assuming full conversion of warrants and convertible securities **5721750**



(I) (a) Statement showing Shareholding Pattern

| Date | Category of Shareholder | Number of Shareholders | Total No. of Shares | No. of Shares held in DEMAT form | Tot Shareholding as % of Total No. of Shares | | Shares Pledged or otherwise encumbered | |
|------|-------------------------|------------------------|---------------------|----------------------------------|--|-------------------|--|--------|
| | | | | | As a % of (A+B) | As a % of (A+B+C) | No. of Shares | As a % |

(A) Shareholding of Promoter and Promoter Group :

(1) INDIAN :

| | | | | | | | | |
|------------------------------------|----|--------|--------|-------|-------|----|----|----|
| (a) Individuals / HUF | -- | -- | -- | -- | -- | -- | -- | -- |
| (b) Central Govt./State Govt. | -- | -- | -- | -- | -- | -- | -- | -- |
| (c) Bodies Corporate | 1 | 891000 | 891000 | 15.57 | 15.57 | -- | -- | -- |
| (d) Financial Institutions / Banks | -- | -- | -- | -- | -- | -- | -- | -- |
| (e) Any Other (specify) | -- | -- | -- | -- | -- | -- | -- | -- |

Sub Total (A)(1) : 1 891000 891000 15.57 15.57

(2) FOREIGN :

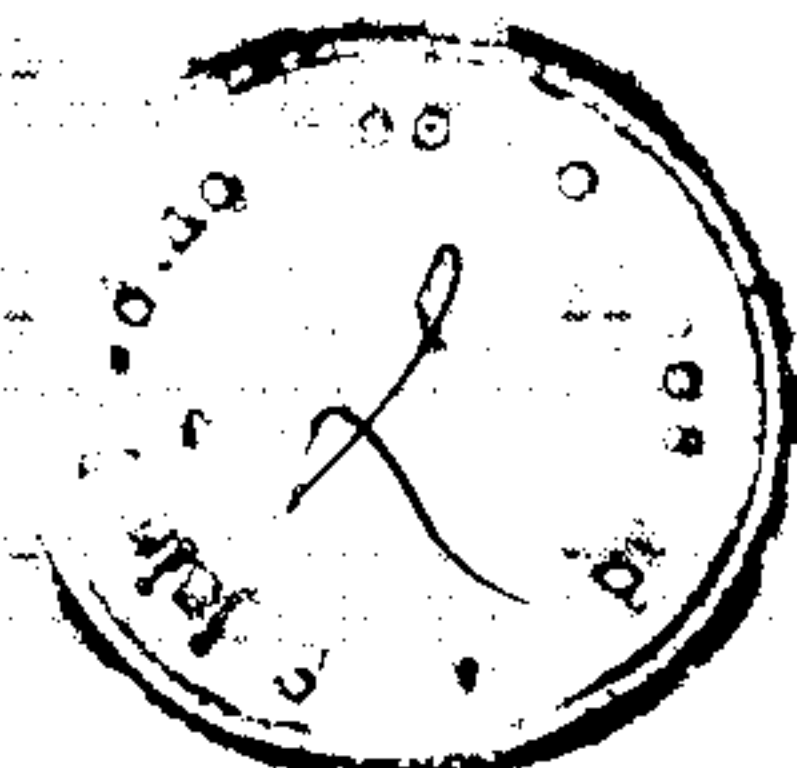
| | | | | | | | | |
|-------------------------------|----|----|----|----|----|----|----|----|
| (a) NRI / Foreign Individuals | -- | -- | -- | -- | -- | -- | -- | -- |
| (b) Bodies Corporate | -- | -- | -- | -- | -- | -- | -- | -- |
| (c) Institutions | -- | -- | -- | -- | -- | -- | -- | -- |
| (d) Any Other (specify) | -- | -- | -- | -- | -- | -- | -- | -- |

Sub Total (A)(2) : -- -- -- 0.00 0.00

Total Shareholding of Promoter and Promoter Group: (A) = (A)(1) + (A)(2) : 1 891000 891000 15.57 15.57


(B) Public Shareholding :

| | | | | | | | |
|------------------------------------|----|----|----|----|----|------|------|
| (1) Institutions : | | | | | | N.A. | N.A. |
| (a) Mutual Funds / IIFL | -- | -- | -- | -- | -- | N.A. | N.A. |
| (b) Financial Institutions / Banks | -- | -- | -- | -- | -- | | |
| (c) Central Govt. / State Govt. | -- | -- | -- | -- | -- | | |



(1) (a) Statement showing Shareholding Pattern

| Category Code | Category of Shareholder | Number of Shareholders | Total No. of Shares | No. of Shares held in DEMAT form | Tot Shareholding as % of Total No. of Shares | | Shares Pledged or otherwise encumbered | |
|--|--|------------------------|---------------------|----------------------------------|--|-------------------|--|--------|
| | | | | | As a % of (A+B) | As a % of (A+B+C) | No. of Shares | As a % |
| (d) | Venture Capital Funds | -- | -- | -- | -- | -- | | |
| (e) | Insurance Companies | -- | -- | -- | -- | -- | | |
| (f) | Foreign Institutional Invs.(FII) | -- | -- | -- | -- | -- | | |
| (g) | Foreign Venture Capital Invs. | -- | -- | -- | -- | -- | | |
| (h) | Any Other (specify) | -- | -- | -- | -- | -- | | |
| Sub Total (B)(1) : | | -- | -- | -- | 0.00 | 0.00 | | |
| (2) Non-institutions : | | | | | | | | |
| (a) | Bodies Corporate | 12 | 4311700 | 4311700 | 75.36 | 75.36 | N.A. | N.A. |
| (b) | Individuals - | | | | | | | |
| | i) Indv.shareholders holding nominal share capital upto Rs. 1 lakh. | 222 | 47650 | 11000 | 0.83 | 0.83 | | |
| | ii) Indv.shareholders holding nominal share capital in excess of Rs. 1 Lakh. | 10 | 471400 | 396900 | 8.24 | 8.24 | | |
| (c) | Any Other (specify) : Non Resident Indian | -- | -- | -- | -- | -- | | |
| | Others | -- | -- | -- | -- | -- | | |
| Sub Total (B)(2) : | | 244 | 4830750 | 4719600 | 84.43 | 84.43 | | |
| Total Public shareholding : (B) = (B)(1) + (B)(2) | | 244 | 4830750 | 4719600 | 84.43 | 84.43 | N.A. | N.A. |
| TOTAL (A)+(B) :- | | 245 | 5721750 | 5610600 | 100.00 | 100.00 | | |



Name of the Company : **SUJALA TRADING & HOLDINGS LTD**

Scrip Code :

As On Date : **30.09.2013**

Page No. 1

(I) (a) Statement showing Shareholding Pattern

| Date | Category of Shareholder | Number of Shareholders | Total No. of Shares | No. of Shares held in DEMAT form | Tot Shareholding as % of Total No. of Shares | | Shares Pledged or otherwise encumbered | |
|------|-------------------------|------------------------|---------------------|----------------------------------|--|-------------------|--|--------|
| | | | | | As a % of (A+B) | As a % of (A+B+C) | No. of Shares | As a % |

(C)

Shares held by Custodians and against which Depository Receipts have been issued


N.A. N.A.

GRAND TOTAL (A)+(B)+(C) -> **245** **5721750** **5610600** **100.00** **100.00**



(I)(b) Statement showing holding of securities (including shares, warrants, convertible securities) of persons belonging to the category "Promoter and Promoter Group"

| Srl. No. of Shareholder (I) | Name of the Shareholder (II) | Encumbered shares | | | | | | Details of Convertible Securities | | Total shares (including underlying shares assuming full conversion of warrants and convertible Sec. as % of diluted share capital (XIII) |
|--------------------------------|--------------------------------------|-----------------------------|---|-----------------------|-------------------------------------|-----------------------------|----------------|-----------------------------------|----------------|---|
| | | Details of Shares held | | As a % of Grand Total | | Details of Warrants | | Details of Convertible Securities | | |
| | | No. of Shares held (III) | As a % of grand total (A)+(B)+(C) (IV) | No. of Shares (V) | As a % of Sub-Clause (I)(a) (VI) | No. of Warr. held (VIII) | As a % (IX) | No. of Conver. Secur. held (X) | As a % (XI) | |
| 1 | SQUARE TRADES AND HOLDINGS PVT. LTD. | 891000 | 15.57 | | | | | | | 15.57 |
| TOTAL -> | | 891000 | 15.57 | 0 | 0.00 | 0 | 0.00 | | | 15.57 |




(I)(c)(i) Statement showing holding of securities (including shares, warrants convertible securities) of persons belonging to the category "Public" and holding more than 1% of the total number of shares

| Srl. No. of Shareholder (I) | Name of the Shareholder (II) | Shares as a percentage of total No. of shares (i.e. Grand Total (A)+(B)+(C)) | | Details of Warrants | | Details of Convertible Securities | | Total shares (including underlying shares assuming full conversion of warrants and convertible Sec. as at diluted share capital) (IX) |
|--------------------------------|--|--|--|--------------------------|----------------|-----------------------------------|---------------------------------|--|
| | | No. of Shares held (III) | Statement at para (1)(a) above (IV) | No. of Warr. held (V) | As a % (VI) | No. of Secur. held (VII) | % of total Securities (VIII) | |
| 1 | PITAMBAR MARKETING PVT. LTD. | 138500 | 2.28 | -- | -- | | | 2.28 |
| 2 | BAHUBALI NIKETAN PVT. LTD. | 232500 | 4.06 | -- | -- | | | 4.06 |
| 3 | DASUKINATH VANIJYA PRIVATE LIMITED | 258000 | 4.37 | -- | -- | | | 4.37 |
| 4 | MIDNIGHT AGENCIES PVT LTD | 350500 | 6.13 | -- | -- | | | 6.13 |
| 5 | MADHAN AGENCIES (P) LTD. | 385000 | 6.73 | -- | -- | | | 6.73 |
| 6 | HOPEWEL MERCHANTS PVT. LTD. | 392500 | 6.86 | -- | -- | | | 6.86 |
| 7 | SHREE SUDHARSHAN CASTINGS (P) LTD. | 402000 | 7.03 | -- | -- | | | 7.03 |
| 8 | MOTOREX FINANCE PVT. LTD. | 420000 | 7.35 | -- | -- | | | 7.35 |
| 9 | SHAR TELECOM LTD | 426000 | 7.46 | -- | -- | | | 7.46 |
| 10 | GIRIRAJ TRADECOM PVT. LTD. | 432500 | 7.56 | -- | -- | | | 7.56 |
| 11 | PICADALLY TRADE AND HOLDINGS PVT. LTD. | 434500 | 7.59 | -- | -- | | | 7.59 |
| 12 | LINELIGHT TRACON PVT. LTD. | 454000 | 7.94 | -- | -- | | | 7.94 |
| 13 | BARUN NANA ROY | 65000 | 1.14 | -- | -- | | | 1.14 |
| 14 | AJIT KUNAR SINGH | 65000 | 1.14 | -- | -- | | | 1.14 |
| 15 | PRASENJIT BERNATH | 73000 | 1.28 | -- | -- | | | 1.28 |
| TOTAL -> | | 4514700 | 78.98 | | | | | 78.98 |



(I)(c)(ii) Statement showing holding of securities (including shares, warrants convertible securities) of persons (together with PAC) belonging to the category "Public" and holding more than 5% of the total number of shares of the company

| Name of the shareholder(s) Sl. No. and the Persons Acting in Concert (PAC) with them | No. of Shares | Shares as a percentage of total No. of shares (i.e. Grand Total (A)+(B)+(C) indicated in Statement at para (1)(a) above) | | Details of Warrants No. of Warr. held As a % | Details of Convertible Securities | | Total shares (including underlying shares assuming full conversion of warrants and convertible Sec. as a % of diluted share capital) |
|--|----------------|--|--------------|--|-----------------------------------|-------------------------|--|
| | | No. of Shares | Percentage | | No. of Secur. held | No. of Conv. Securities | |
| 1 MIDNIGHT AGENCIES PVT LTD | 358500 | | 6.13 | -- | -- | -- | 6.13 |
| 2 RASAM AGENCIES (P) LTD. | 305000 | | 6.73 | -- | -- | -- | 6.73 |
| 3 HOPEWEL MERCHANTS PVT. LTD. | 392500 | | 6.86 | -- | -- | -- | 6.86 |
| 4 SHREE SUBHARSHAN CASTINGS (P) LTD. | 482000 | | 7.83 | -- | -- | -- | 7.83 |
| 5 ROTOREX FINANCE PVT. LTD. | 420000 | | 7.35 | -- | -- | -- | 7.35 |
| 6 SHRI TELECOM LTD | 426000 | | 7.44 | -- | -- | -- | 7.44 |
| 7 GIRIRAJ TRADECON PVT. LTD. | 432500 | | 7.56 | -- | -- | -- | 7.56 |
| 8 PICCADILLY TRADE AND HOLDINGS PVT. LTD. | 434500 | | 7.59 | -- | -- | -- | 7.59 |
| 9 LINDLIGHT TRADECON PVT. LTD. | 454000 | | 7.94 | -- | -- | -- | 7.94 |
| TOTAL -> | 3698700 | | 64.64 | 1 | 0.03 | | 64.64 |



(I)(d) Statement showing details of Locked-in shares

| Srl. No. of the Shareholder | Number of Locked-in Shares | Locked-in shares as a percentage of total Number of shares i.e., Grand Total (A)+(B)+(C) indicated in Statement at para (I)(a) above) |
|-----------------------------|----------------------------|---|
|-----------------------------|----------------------------|---|

(1) Promoter :

SUB TOTAL (1) -)

(2) Non-Promoter :

SUB TOTAL (2) -)

TOTAL (1+2) -)

